

Lips reading

Target group:

Migrant students who need to learn vocabulary (suitable for no-reading students)

Method

Lips reading is a game to improve and to memorise vocabulary

Required time

30 /40 min

Background information for the teaching session:

- use different kind of pedagogical tools in order to teach the immigrants
- develop new kind of materials to use while teaching

Professional competence

- ability to recognize barriers and difficulties in learning (from a cultural and linguistic point of view)
- knowledge of different kind of methods on how to teach non-native speakers

Communication and language skills (part of social and personal comp.)

- knowledge of teaching professional vocabulary
- ability to interact with immigrants
- knowledge of different communication tools

Learning Outcomes:

- student will learn specific vocabulary
- student will learn to work in a group
- student will learn to wait for one's turn

Intercultural and social cohesion (social competence)

- ability to enhance mutual understanding
- ability to develop group building, belonging

Short description of the lesson:

- Students will learn vocabulary in teachers' chosen subject



This work is licensed under a [Creative Commons Attribution-ShareAlike 4.0 International License](https://creativecommons.org/licenses/by-sa/4.0/).

Equipment needed:

- flashcards
- 1 double entry table by student (one column with the pictures, second column to write the number)
- board or wall to show pictures
- difficulty level can be adjusted for the students' skill level (number of flashcards)
- amount of the games depends on the amount of the students, if there is a big group, better to prepare several games and split the group into smaller groups

How to use:

- explain the idea and rules to students

First game

- place some cards on board ,wall.
- name each card and ask students to repeat 2 or 3 times.
- remove the flashcards from the board.
- put one card face down on the board
- say the word slowly, articulating but without sound.
- students read lips and write 1 in the double entry table in front of the correct picture.
- continue with a second card, ask students to write 2....
- turn over the cards at the end of the game
- one point for flashcard found.

Variants

- it's student who says the words without sound.
- Play by team








This work is licensed under a [Creative Commons Attribution-ShareAlike 4.0 International License](https://creativecommons.org/licenses/by-sa/4.0/).

Additional information (pictures, links, forms etc.)

Eg:action verbs

Picture **Number**
write by the student

	4
	1
	5
	2
	3

To find pictograms :

<https://arasaac.org/pictograms/search>



This work is licensed under a [Creative Commons Attribution-ShareAlike 4.0 International License](https://creativecommons.org/licenses/by-sa/4.0/).

The European Commission support for the production of this publication does not constitute an endorsement of the contents which reflects the views only of the authors, and the Commission cannot be held responsible for any use which may be made of the information contained therein.